


Lindley CE Infant School

How do I know what my child is learning at school?



This booklet tells you about the information you will receive about your child's learning during the year.

Learning Together; Achieving Together



We are a communication friendly school

Website: www.lindleyinfantsch.org.uk

What information will you receive and why?

Year group information booklets

When: July

These booklets are sent out at the end of the academic year to give you information about the next year group. It contains information about routines, it shows who the teachers in the year group are and it provides information about what your child will be learning along with useful ideas about how you can support your child in reading, writing and maths. The most up to date copies are available on the website.



Welcome letter

When: September

You will receive a letter at the end of the first week of the year from year group co-ordinators as a welcome to the year group and to let you know the PE days. There is information about guided reading books, library books, home learning and when these need to be brought to school each week.



Topic overviews

When: at the beginning of each half term

Our topic overviews tell you what your child will be learning at school with the key learning points for the half term. This is for information only and there is no expectation for you to teach to this at home. The learning points will be in areas of learning for Reception classes and in subjects for Year 1 & 2. You may like to ask your child about some of the learning points.



Topic letter with pupil response

When: at the beginning of each half term

This is a brief introduction to the topic and supports the topic overview. There may be requests for help or resources or simple suggestions about how you can make the topic relevant at home. The pupil response is an activity for your child to do as an introduction to the topic. It is a chance to share existing knowledge or find something out about that topic. It is important that this is returned to school by the date on the letter as it is used in the classroom to support planning and the children's activities within lessons.




Children's targets

Flower Targets

In Reception the children work towards a number of whole class targets to support children's social and emotional development in their first year at school.

The targets are:


- I can come into school by myself
- I can put my coat on and fasten it
- I can use a small voice in the classroom
- I can stop and listen straight away
- I can show good sitting at carpet times
- I can walk quietly in school
- I can line up sensibly and quietly
- I can tidy up quickly and quietly



When your child has achieved their target, their name will be written on the petal. The children see the flower building throughout the year as they achieve their targets.

Year 1 & 2 Targets

In Years 1 and 2 each child has Writing and Maths target sheet in the front the relevant exercise book. These targets in the form of 'I can' statements are the expectations for the end of the year and are designed to help your child understand their next steps in learning.



The children are involved in self-assessing their targets and teachers make reference to the statements in marking. When a child is secure in a skill this will be highlighted or ticked on the statements and this is linked directly to teacher assessment throughout the year. Please look at your child's progress towards meeting end of year expectations when you look at your child's learning at Family Sharing sessions.

Why are there no Reading targets?

Reading targets are shared with individual and groups of children verbally during guided reading sessions.

What are the Secrets of Success Targets?

This personal target is all about a child's attitude to learning. Children work towards a target from the 'Secrets of Success' areas which are:


- Concentration
- Imagine
- Understand others
- Don't give up
- Work hard
- Improve
- Try new things
- Push yourself



The children are involved in choosing which area and target they would like to work on. These are reviewed and changed at least once a term. A display in each classroom helps the children to remember which 'Secret of Success' they are working towards. In Year 1 the class work towards one target together and in Year 2 children are given individual targets.

What do parents need to do?

You will be given a copy of your child's Writing and Maths targets at the first parents' evening of the year. This can help you to support your child(ren)'s



learning at home. For example, the maths targets "I can count in 2s, 5s and 10s", is a skill that you could help your child to practise at home. Encourage your child to tell their class teacher if they think they have achieved their target at home so that the teacher can assess this at school.

Annual Report to Parents

This is a mid-year report sent home at the end of the Spring Term. This report summarises the progress your child is making towards the end of year expectations at this point in the year. It also gives the next steps for learning which you may be able to support your child with at home. The next steps for development can then be discussed at the Summer Parents' Evening.

If you have any further questions regarding information about your child's learning please speak to your child's class teacher.

Website: www.lindleyinfantsch.org.uk